

CALLIGRAPHY IS SO EASY TO LEARN . . .

Follow Ken Brown's basic guidelines to hand and pen positions, so you can learn quickly and easily how to create the graceful lettering of calligraphy.

POSITIONING THE PEN POINT

1. Hold the pen so the point is always at a 45 degree angle to the base line of the letters. The pen angle is what forms the thick and thin strokes of the letters (see illus. #1).

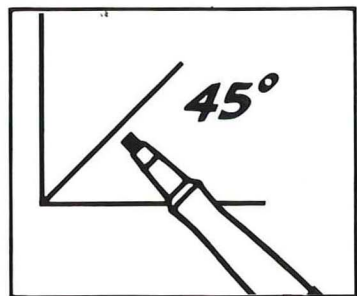


Illustration #1

THE STROKES

2. Every calligraphic alphabet is made up of a series of basic strokes. In the Ken Brown Modified Chancery Cursive Alphabet, for example, there are only 14 strokes you need to master. With practice, the repetitive formation of these common strokes makes every character in the alphabet easy to create.

TRY THE LETTER 'a'

The letter "a" in this Cursive Alphabet is made up of 3 different strokes. The same simple beginning stroke, stroke #1, is also used to begin 6 other letters: c, e, g, o and q (see illus. #2).




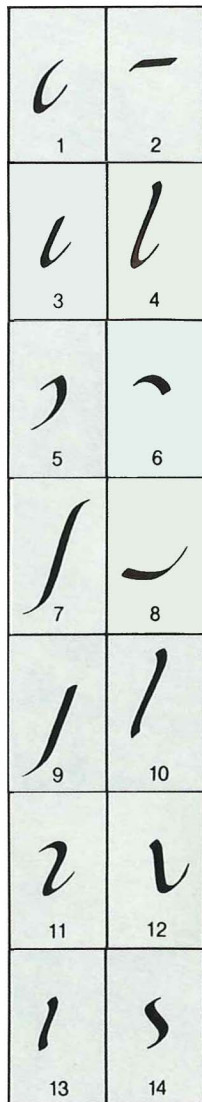
Illustration #2

"a" TO "z" IN 14 STROKES

To the right are the 14 strokes, used in various combinations, that make up the Ken Brown Modified Chancery Cursive lower case alphabet. Try practicing these yourself to get a better idea of how easy calligraphy can be with a little patience and perseverance.

The legend below gives the formula for each letter; strokes are listed in the order in which they should be made.

- | | |
|------------|-----------|
| a-1,2,3 | n-13,11 |
| b-4,5 | o-1,5 |
| c-1,6 | p-9,8,5,8 |
| d-1,4,6 | q-1,2,4,5 |
| e-1,5 | r-13,6 |
| f-7,6,8,2 | s-14,6,8 |
| g-1,2,9,8 | t-4,2 |
| h-10,11 | u-3,3 |
| i-3 | v-13,5 |
| j-9,8 | w-3,3,5 |
| k-10,5,12 | x-12,2,8 |
| l-4 | y-3,9,8 |
| m-13,13,11 | z-5,5,8 |



SIZING THE LETTER

3. The height of the lower case is usually equal to 5 times the width of the pen you are using. Here are examples of letters that you can make with different Calligraphy Markers or using an Ink Pen. (see Illus. #3).

Broad Point



Scroll Point

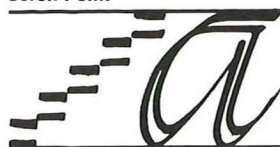
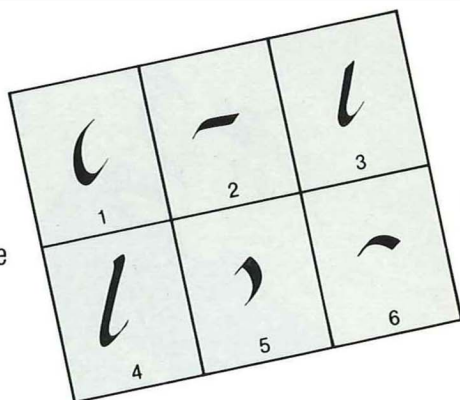


Illustration #3

6 STROKE LESSON

With only these 6 simple strokes, you can create all of these words:
Cable a debt to a quiet cadet.

After you've learned just 8 more strokes, you'll be able to form all the rest of the letters in the Alphabet.



*Cable a debt
to a quiet cadet.*

TO BUY THE BOOK "KEN BROWN'S CALLIGRAPHY HANDBOOK" VISIT HIS WEBSITE: www.kenbrown.com

THE COMPLETE SET OF CHANCERY ITALIC CAPITALS & NUMERALS CAN THEN BE LEARNED.

Acknowledgement: This page is modified from the Speedball/Hunt product catalogue - 1980.